


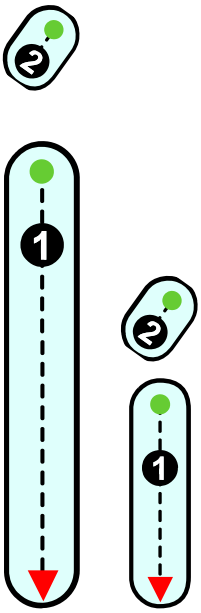


Nafn.....






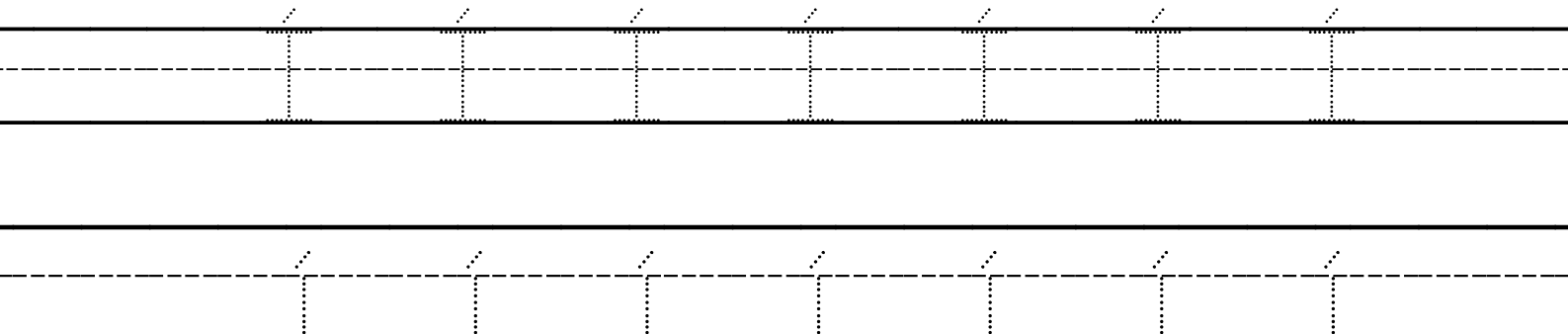
Ísland



Ísbjörn





Ís




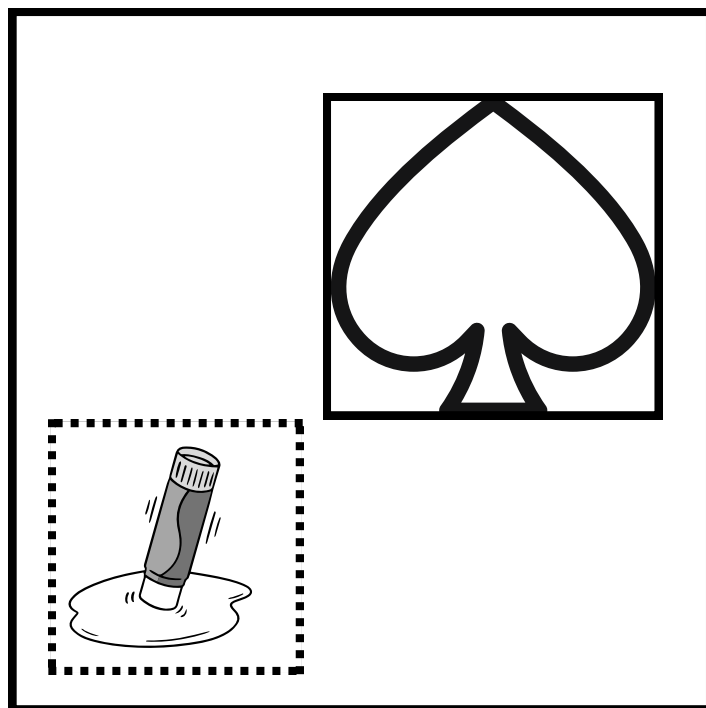

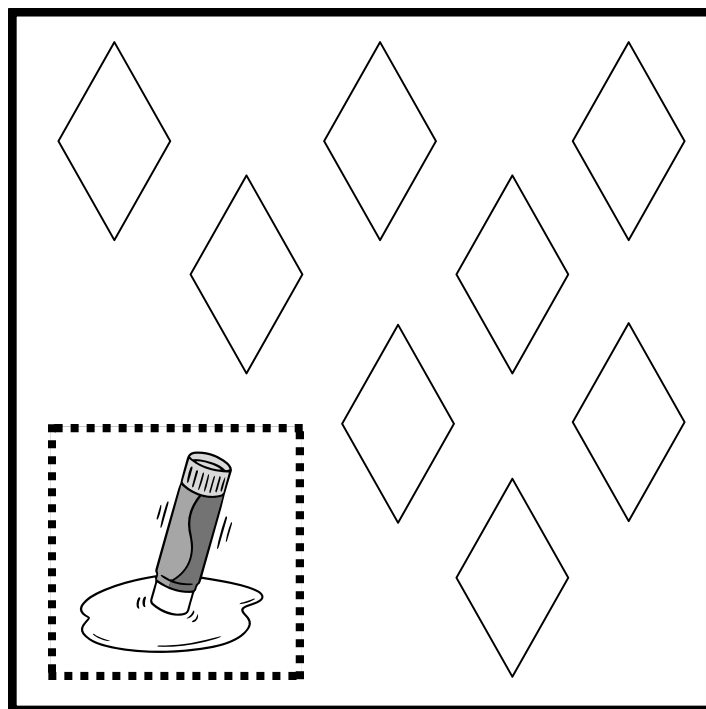



Kláraðu munstrið

Litaðu formin í réttum litum til að klára munstrið



Lita og klippa



Speglun

- Teiknaðu eins munstur í boxið við hliðiná

The worksheet consists of two columns of 5x5 dot grids. The left column contains five boxes with pre-drawn shapes: a blue cross, a pink star, a green square with an inner square, a red house-like shape, and five grey triangles. The right column contains five empty 5x5 dot grids. Blue curved arrows point from the first box of the left column to the first box of the right column, and from the second box of the left column to the second box of the right column.

Litaðu og teldu ávextina og merktu við réttann tölustaf.

